

## DEFINITION OF AN OUTDOOR AREA

### SAFE APPLIANCE LOCATIONS

This appliance shall only be used in an above ground open-air situation with natural ventilation, without stagnant areas, where gas leakage and products of combustion are rapidly dispersed by wind and natural convection.

**Any enclosure in which the appliance is used shall comply with one of the following:**

An enclosure with walls on all sides, but at least one permanent opening at ground level and no overhead cover (see Example 1).

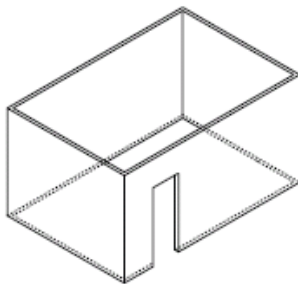
Within a partial enclosure that includes an overhead cover and no more than two walls (see Example 2 & 3).

**Within a partial enclosure that includes an overhead cover and more than two walls, the following will apply:**

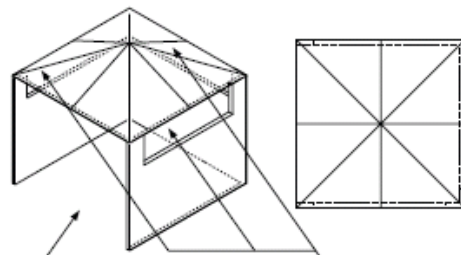

at least 25% of the total wall area is completely open, and  
at least 30% of the remaining wall area is open and unrestricted (see Example 4 & 5).

In the case of balconies, at least 20% of the total wall area shall be and remain open and unrestricted.

The following figures are diagrammatical representations of outdoor areas. Rectangular areas have been used in these figures - the same principles apply to any other shaped area.

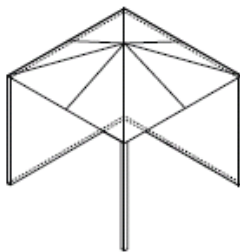


Outdoor Area - Example 1

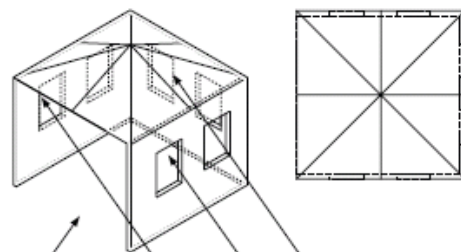
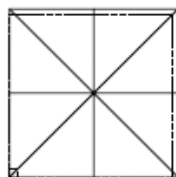


Open Side at least 25% of total wall area  
30% or more in total of the remaining wall area is open and unrestricted

Outdoor Area - Example 4

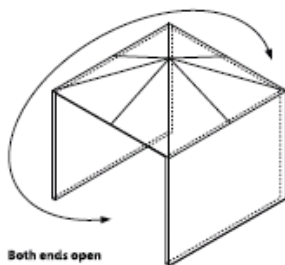


Outdoor Area - Example 2



Open Side at least 25% of total wall area  
30% or more in total of the remaining wall area is open and unrestricted

Outdoor Area - Example 5



Both ends open

Outdoor Area - Example 3

